


COLIAT[®]
GRES



KERAMISKE
FLISER

GOLIAT[®]
GRES

≡ 3.0
≡ 2.0

»» Find your inspiration
in our **3 cm and 2 cm Goliat** gres
porcelain tile series

Owned by the Polish **Końskie Group** since 2021. It is a leading manufacturer of gres porcelain tiles that are the result of careful analysis of market needs and the expectations of the most demanding customers. As part of its production process, the **Goliat** brand places particular emphasis on sustainable development realized through continuous product and technological innovation with respect for the environment.

Thanks to many years of experience in the ceramic industry and close cooperation with the world's best graphic studios, **Goliat** products captivate and delight with their unique appearance. Their design inspired by nature is matched to current international trends. The tiles offered by the brand are the perfect solution for all those who want to create a unique place in the surroundings of their home and beyond.

»» **Goliat Gres**—Polish manufacturer
of 3 cm and 2 cm gres tiles for
terraces and driveways





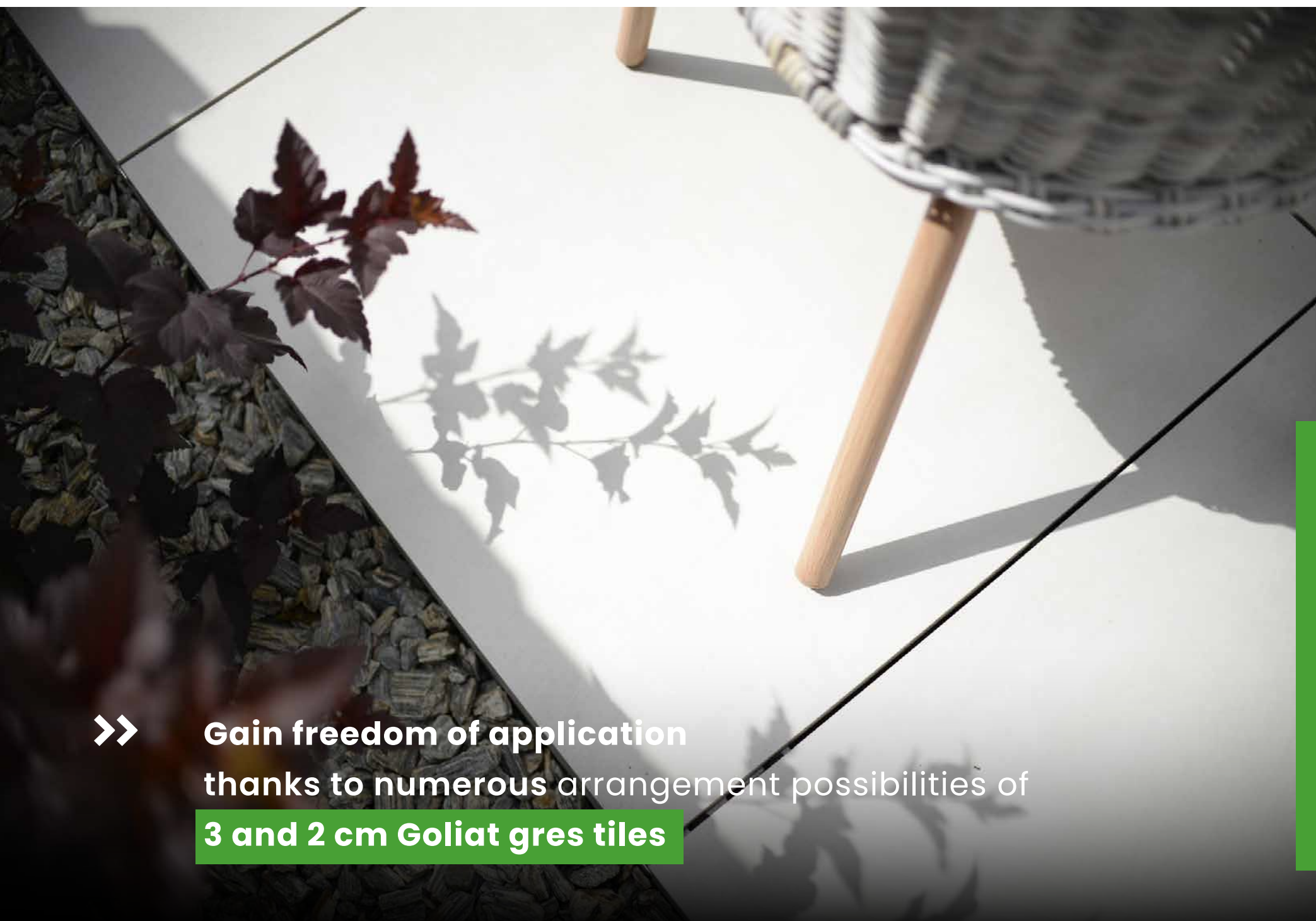
pro

per**t**ies

01 >>

≡ 3.0
≡ 2.0

functionality of gres tiles	12
application of 2.0/3.0 tiles	14
2.0/3.0 tile parameters	20
gres tiles vs. paving blocks	26
tile thicknesses and formats	28
tile mounting systems	30
environment	34

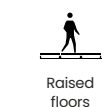


>> **Gain freedom of application**
 thanks to numerous arrangement possibilities of
3 and 2 cm Goliat gres tiles

≡ 3.0
 ≡ 2.0



Pavements



Raised floors



Patios/
balconies



Pools



Gardens/
beaches



Squares/
industrial areas



Workshops/
parking lots



Roads for
vehicles




Garages/
driveways



Roads for
vehicles
< 3,5T

Functionality of **Goliat 3.0 and 2.0** gres tiles

The combination of excellent parameters and modern design makes **Goliat gres tiles** suitable for various locations. The ease of installation makes them an ideal solution for the development of both private and public spaces. Thanks to many properties and aesthetic qualities of **2 cm gres tiles**, we can lay them on sidewalks, balconies, patios, swimming pools and home gardens. The above-average durability of **3 cm gres tiles**, in turn, allows them to be used freely in industrial facilities, workshops and car showrooms, as well as in squares or parking lots. They work equally well on driveways and access roads for vehicles up to 3.5 t.



2.0

3.0



Sidewalks



Raised floor



Patios / balconies



Pools



Gardens



Beaches



Squares



Sidewalks



Raised floors



Patios / balconies



Pools



Gardens / beaches



Squares / industrial areas



Workshops / parking lots



Roads for vehicles



Garages / driveways



Roads for vehicles < 3.5T

Areas of **application** of **2 cm thick Goliat gres tiles**



Application of **Goliat gres tiles** manufactured **in 3 cm technology**

Driveways, roads, garages




»» **Goliat Gres tiles** – durability and style in **any space**



Private spaces



Public spaces



Places of recreation and leisure

Goliat gres tiles are characterized not only by their unique appearance, but also by their practicality. Their durability, scratch resistance and ease of cleaning make them an excellent finishing material. They can be used both in homes and in public places, or in recreation and leisure spaces, on paths and driveways. This is why gres porcelain tiles are an excellent choice for those looking for a combination of aesthetics, functionality and long-lasting quality.

>> Application

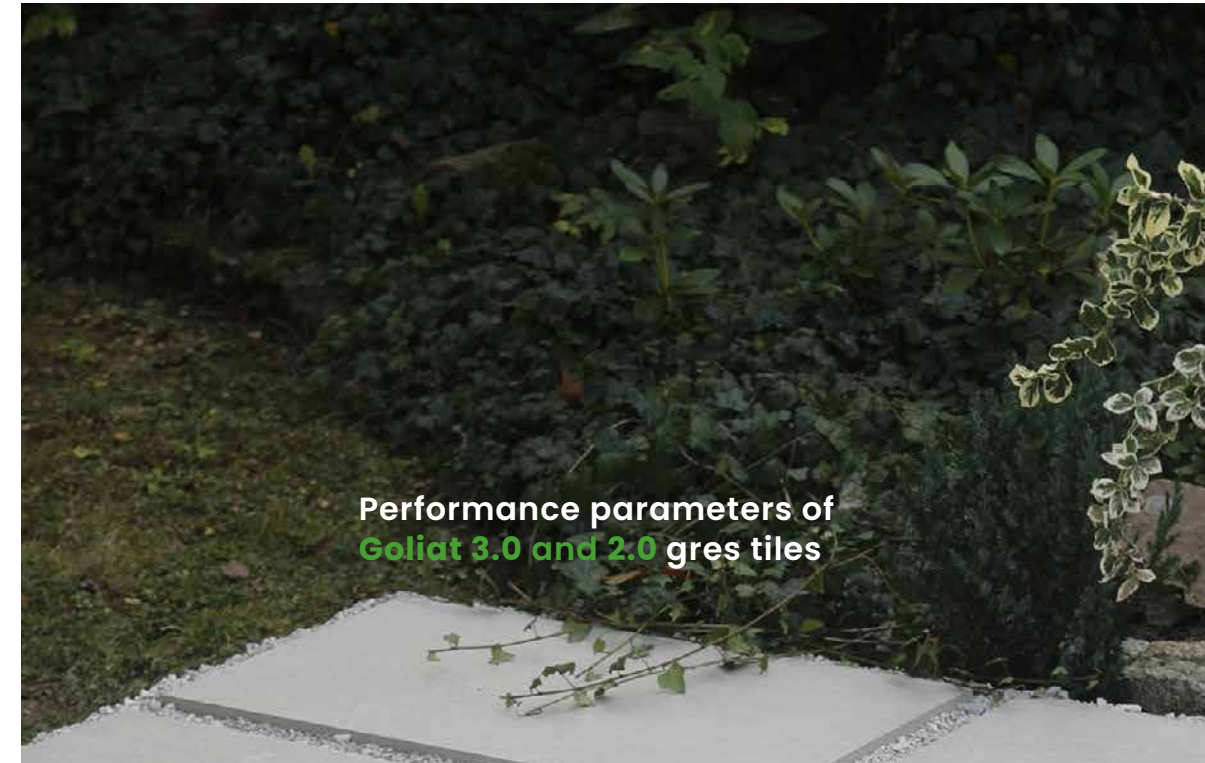
in domestic space





In your individual style
 while complying with all standards for
safe use

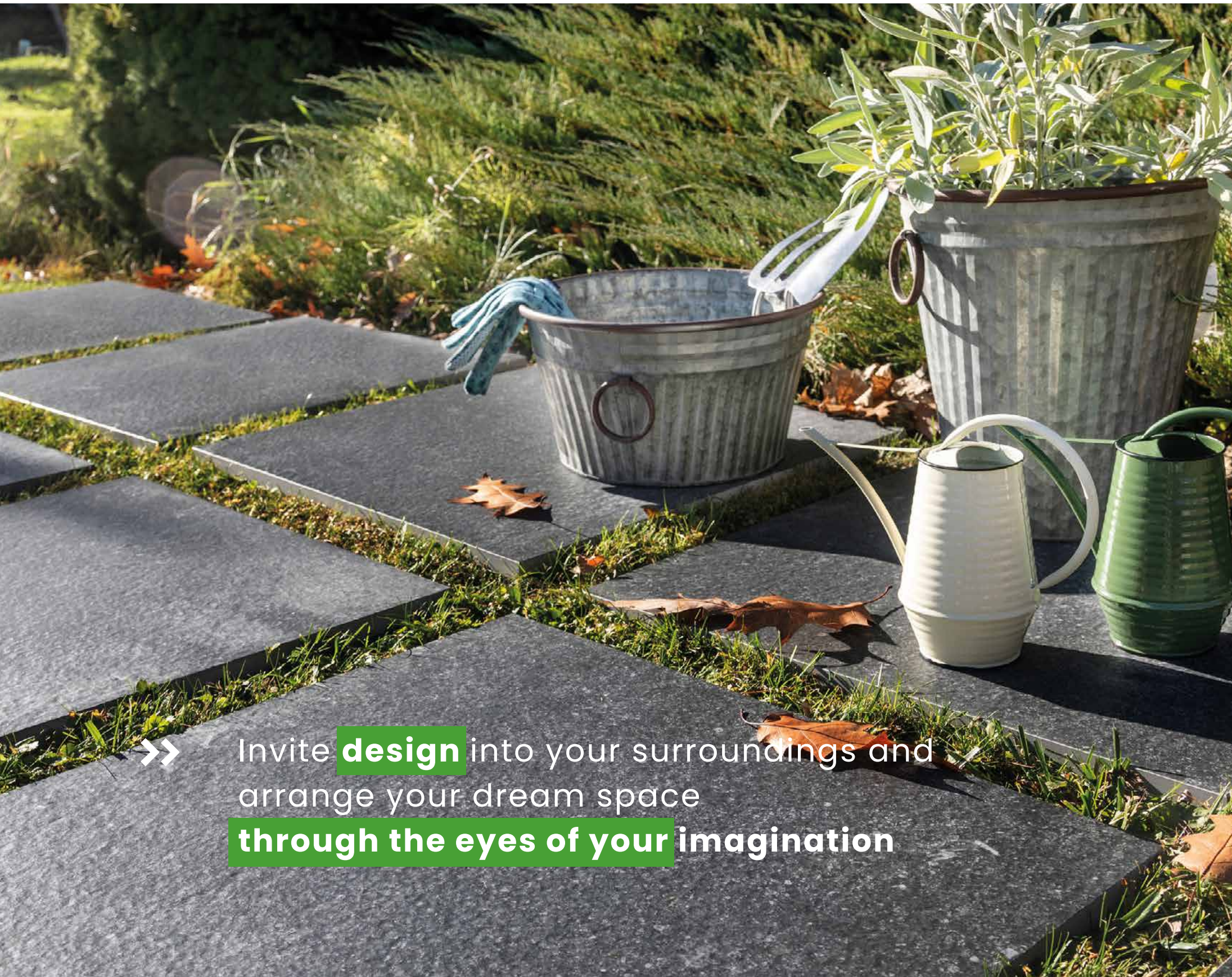
- 
Frost resistance
- R11**
Anti-slip properties
- 
Resistance to UV radiation and changing weather conditions
- 
Resistance to stains
- 
Low moisture absorption
- 
Resistance to cracking
- 
Resistance to scratching
- 
Abrasion resistance
- 
Resistance to chemicals
- 
Thermal resistance
- 
High durability



**Performance parameters of
 Goliat 3.0 and 2.0 gres tiles**

Goliat brand gres tiles meet the expectations of the most demanding customers. Above-average durability, resistance to changing weather conditions, a wide range of graphics, colors and formats allow to create surfaces that are durable, resistant to wear and tear, or everyday dirt. **Goliat** tiles are characterized by durability and a number of other performance characteristics that ensure the comfort of their use. This makes them an excellent alternative to traditional paving blocks, concrete slabs and natural stone.

Thickness of gres tiles increased to 3 cm additionally gives the possibility to use them freely on garage driveways and traffic routes for **cars up to 3.5 t**.





➔➔ Invite **design** into your surroundings and arrange your dream space **through the eyes of your imagination**



Appearance inspired by nature

Goliat brand gres tiles feature an extremely attractive design that combines elegance, durability and a variety of styles. They are available in a wide range of patterns, colors and textures, allowing you to create unique compositions perfectly tailored to any space. They can mimic natural materials such as wood or stone or materials such as concrete, allowing you to get the authentic look of these surfaces without worrying about their vulnerability to damage or difficult maintenance. Their surface can be smooth, matte or textured to create different visual effects and tactile sensations.



The huge variety of gres tiles patterns and colors gives unlimited design possibilities. Together with a wide range of formats, it lets you create unique compositions and designs. When laying gres tiles, you can create minimalist, modern compositions with solid, subdued colors, as well as experiment with contrasts and patterns to give the space a distinct and individual character. **Goliat gres tiles** allow you to express your unique style and create a place that reflects your aesthetic preferences.



Gres tiles

or paving blocks ?

gres tiles

VS

paving blocks

Gres tiles and *paving blocks* are two different surface finish options with different properties and applications.

Gres tiles are known for their high durability. They are manufactured from ceramic materials that are resistant to abrasion, impact and adverse weather conditions. This means that the gres tiles are more resistant to damage and have a longer service life compared to *paving blocks*.

The surface of **gres tiles** is smooth and less absorbent, making it easier to keep clean. It can be easily washed with water and standard cleaning products. *Paving blocks*, due to their structure and joints, can require more effort and time to maintain.

Gres tiles offers a wide range of patterns, colors and textures, allowing for more variety in space design. There are gres tiles imitating various materials, such as wood, stone or concrete. *Paving blocks*, on the other hand, have their own distinctive look that can fit into traditional or rustic settings.

Strengths of gres tiles:



Easy to clean



High durability



Damage resistance



Pattern and color fastness



Wide range of designs



Aesthetic appearance and freedom of arrangements




Easy installation and removal

Why should you choose 2 and 3 cm gres tiles?

Durability, ease of cleaning and installation, aesthetics and design are just some of the strengths of gres tiles.

Gres tiles are used both indoors and outdoors. It can be used on terrace floors, driveways and access roads. With **gres tiles**, we are able to make a seamless transition between the outdoor space and the interior of the house while maintaining the same style. *Paving blocks*, on the other hand, are more often associated with the technical aspect and are used exclusively for paving roads, sidewalks and driveways.

- »» **uniform** size
- »» **aesthetic** finish
- »» **convenient** installation



»» **Rectified gres tiles**

allows to achieve an aesthetically pleasing finish with joint width reduced to as little as **3 mm**.

»» **Formats and thicknesses** ✕



≡ **3.0**
≡ **2.0**

2 CM

- 90x90x2
- 60x120x2
- 30x120x2 step tile
- 45x90x2
- 60x60x2

3 CM

- 90x90x3
- 60x60x3
- 45x90x3

»» Methods

of Goliat tiles installation

Goliat gres tiles from the 3.0 and 2.0 collections provide unlimited composition possibilities. You can lay them directly on the ground, grass, gravel, sand or on special pedestals. Its versatility and ease of installation and eventual removal make Goliat gres ideal not only for home gardens, but also for frequently used public spaces and industrial facilities.

7 ways
to install



01



Raised paving on flat coverings
Raised floor on terraces or balconies

- ▶ 2.0 or 3.0 gres tile
- ▶ Pedestal (fixed, adjustable or self-levelling)
- ▶ Water insulation
- ▶ Concrete floor

02



Laying on flat coverings
Sand

- ▶ 2.0 or 3.0 gres tile
- ▶ Stabilizing layer (sand)
- ▶ Drainage layer
- ▶ Ground

03



Laying on a grass substrate
Grass

- ▶ 2.0 or 3.0 gres tile
- ▶ Soil layer with grassy substrate
- ▶ Stabilizing layer (gravel)
- ▶ Drainage layer
- ▶ Ground


04



Laying on a gravel substrate
Gravel

- ▶ 2.0 or 3.0 gres tile
- ▶ Stabilizing layer (gravel)
- ▶ Drainage layer made of aggregate
- ▶ Ground

05



Laying on a substructure with the use of adhesive
Substructure

- ▶ 2.0 or 3.0 gres tile
- ▶ Adhesive layer
- ▶ Concrete floor
- ▶ Substructure
- ▶ Ground

06



Laying on a terrace or a driveway
Water-permeable surface

- ▶ 2.0 or 3.0 gres tile
- ▶ Bedding layer with a thickness of 3-5 cm after compaction (crushed grit with a grain size of 2-5 mm or washed sand with a grain size of 0-2 mm or 0-4 mm or dry concrete)
- ▶ Unbound substructure with a thickness of 20-50 cm with a slope of 1.5-2% (ballast or key aggregate with a grain size of 0-31.5 mm)
- ▶ Ground

07



Laying on a terrace or a driveway
Poorly-permeable surface

- ▶ 2.0 or 3.0 gres tile
- ▶ Bedding layer with a thickness of 3-5 cm after compaction (crushed grit with a grain size of 2-5 mm or washed sand with a grain size of 0-2/0-4 mm or dry concrete)
- ▶ A layer of concrete – class min. B10/20-60 cm
- ▶ Geotextile
- ▶ Unbound substructure with a thickness of 10-20 cm with a slope of 1.5-2% (ballast or key aggregate with a grain size of 0-31.5 mm)
- ▶ Ground



laying on gravel



laying on a substructure



laying on adhesive




laying on grass/sand



laying on pedestals

How to lay 2 and 3 cm gres tiles?

Regardless of the installation method used, there are a few general rules to follow. Make sure that the substrate is properly prepared, stable, leveled and free of dirt. In case of adhesive-based installation, it is important to use a weather-resistant adhesive. In case of ballasted installation, care must be taken to ensure that the ballast layer is properly composed and properly compacted. In case of installation on adjustable pedestals, care should be taken to precisely adjust the height of the pedestals and evenly distribute the load over the entire terrace area.



Gres tiles inspired by nature
completely safe for nature <<

The Group's nature conservation activities have been further confirmed by a **Type III Environmental Declaration (EPD)** developed under the guidelines set out in **PN-EN 15804** and verified by an independent auditor in accordance with **ISO 14025**. The ecological quality of the production cycle makes it possible to reduce the consumption of natural resources and reduce the harmful impact on the environment.


Neutral impact on the environment


Natural raw materials


Waste recycling


Low energy consumption


Care for the environment


For the sake of the **environment**, we shorten the supply chain of raw materials to production facilities as much as possible. With the use of modern production techniques available throughout the industrial process, we minimize air pollutants emissions and reduce electricity consumption. By investing in advanced solutions, we also ensure that we minimize water, energy and packaging consumption, and will reduce greenhouse gas emissions as much as possible.


Low carbon footprint


Certification of the Polish Committee for Standardization (PKN)


Industrial water reuse

ISO
ISO certification



≡ 3.0
≡ 2.0

collections

02 >>

cortona ^{new}	38
luca ^{new}	42
patio	46
toskania	50
marsylia	54
signum 2.0	58
signum 3.0	62
goliat	66
square	70

cortona 2.0 **new**

60x60x2




inspiration concrete




silver • taupe • musk • smoke



silver • 60x60x2 rectified.
8 graphics

 palette of available colors




 indexes of gres tiles


silver	•	60x60x2	•	5905427711490
taupe	•	60x60x2	•	5905427711476
musk	•	60x60x2	•	5905427711513
smoke	•	60x60x2	•	5905427711537

 packaging system

format cm	thk	pcs/box	m ² /box	kg/box	pcs/pallet
thickness 1 cm					
20x120	1 cm	5	1,20	26	45
60x60	0,8 cm	5	1,80	30	30
thickness 3 cm					
90x90	3 cm	1	0,81	56	20
45x90	3 cm	1	0,41	28	32
60x60	3 cm	1	0,36	25	40
thickness 2 cm					
90x90	2 cm	1	0,81	35,2	30
60x120	2 cm	1	0,72	32	32
30x120	2 cm	1	0,36	16	50
45x90	2 cm	2	0,81	37	24
60x60	2 cm	2	0,72	31	30

 * detailed technical parameters available on **page 105**

 * optional custom accessories available on **page 110**



collection cortona



collection inspired by concrete

silver 60x60

2.0

luca 2.0 **new**

60x60x2



inspiration **stone**




cream • beige • almond • peak • grove



almond • 60x60x2 rectified
8 graphics

palette of available colors



indexes of gres tiles


cream	•	60x60x2	•	5905427711636
beige	•	60x60x2	•	5905427711612
almond	•	60x60x2	•	5905427711551
peak	•	60x60x2	•	5905427711575
grove	•	60x60x2	•	5905427711599

packaging system

format cm	thk	pcs/box	m ² /box	kg/box	pcs/pallet
thickness 1 cm					
20x120	1 cm	5	1,20	26	45
60x60	0,8 cm	5	1,80	30	30
thickness 3 cm					
90x90	3 cm	1	0,81	56	20
45x90	3 cm	1	0,41	28	32
60x60	3 cm	1	0,36	25	40
thickness 2 cm					
90x90	2 cm	1	0,81	35,2	30
60x120	2 cm	1	0,72	32	32
30x120	2 cm	1	0,36	16	50
45x90	2 cm	2	0,81	37	24
60x60	2 cm	2	0,72	31	30


* detailed technical parameters available on **page 105**

* optional custom accessories available on **page 110**



patio 2.0

20x120x1 • 45x90x2



inspiration wood



grey • oak • ash • black

• selected collection formats also available in 1 cm thickness

patio 2.0

20x120x1 • 45x90x2



oak • 20x120x1 rectified


9 graphics



oak • 45x90x2 rectified

4 graphics

palette of available colors



indexes of gres tiles


grey	•	20x120x1	•	5901503228340
		45x90x2	•	5901503225561
oak	•	20x120x1	•	5901503228388
		45x90x2	•	5901503225585
ash	•	20x120x1	•	5901503228326
		45x90x2	•	5901503225547
black	•	20x120x1	•	5901503228364
		45x90x2	•	5901503225523

packaging system

format cm	thk	pcs/box	m ² /box	kg/box	pcs/pallet
thickness 1 cm					
20x120	1 cm	5	1,20	26	45
60x60	0,8 cm	5	1,80	30	30
thickness 3 cm					
90x90	3 cm	1	0,81	56	20
45x90	3 cm	1	0,41	28	32
60x60	3 cm	1	0,36	25	40
thickness 2 cm					
90x90	2 cm	1	0,81	35,2	30
60x120	2 cm	1	0,72	32	32
30x120	2 cm	1	0,36	16	50
45x90	2 cm	2	0,81	37	24
60x60	2 cm	2	0,72	31	30

* detailed technical parameters available on [page 105](#)

* optional custom accessories available on [page 110](#)



collection patio



collection inspired by wood

grey 45x90

2.0

toskania 2.0

60x120x2 • 30x120x2 step tile • 60x60x2




inspiration stone



toskania



toskania • 60x60x2 rectified 6 graphics



toskania • 60x120x2 rectified 3 graphics



toskania • 30x120x2 rectified step tile 7 graphics

palette of available colors



toskania

indexes of gres tiles


toskania	•	60x120x2	•	9006947032211
		30x120x2 step	•	5905427710363
		60x60x2	•	5901503227527

packaging system

format cm	thk	pcs/box	m ² /box	kg/box	pcs/pallet
thickness 1 cm					
20x120	1 cm	5	1,20	26	45
60x60	0,8 cm	5	1,80	30	30
thickness 3 cm					
90x90	3 cm	1	0,81	56	20
45x90	3 cm	1	0,41	28	32
60x60	3 cm	1	0,36	25	40
thickness 2 cm					
90x90	2 cm	1	0,81	35,2	30
60x120	2 cm	1	0,72	32	32
30x120	2 cm	1	0,36	16	50
45x90	2 cm	2	0,81	37	24
60x60	2 cm	2	0,72	31	30

* detailed technical parameters available on **page 105**

* optional custom accessories available on **page 110**



marsylia 3.0 / 2.0

90x90x3 • 90x90x2



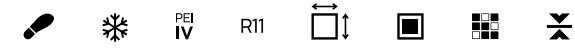
inspiration concrete



grey • dark grey

marsylia 3.0/2.0

90x90x2 • 90x90x3



grey • 90x90x2 rectified 5 graphics

palette of available colors



grey dark grey

indexes of gres tiles


grey	•	90x90x3	•	5901503218976
		90x90x2	•	5905427710301
dark gr.	•	90x90x3	•	5901503218990
		90x90x2	•	5905427710288

packaging system

format cm	thk	pcs/box	m ² /box	kg/box	pcs/pallet
thickness 1 cm					
20x120	1 cm	5	1,20	26	45
60x60	0,8 cm	5	1,80	30	30
thickness 3 cm					
90x90	3 cm	1	0,81	56	20
45x90	3 cm	1	0,41	28	32
60x60	3 cm	1	0,36	25	40
thickness 2 cm					
90x90	2 cm	1	0,81	35,2	30
60x120	2 cm	1	0,72	32	32
30x120	2 cm	1	0,36	16	50
45x90	2 cm	2	0,81	37	24
60x60	2 cm	2	0,72	31	30

* detailed technical parameters available on **page 105**

* optional custom accessories available on **page 110**



collection marsylia



collection inspired by concrete

marsylia grey 90x90

3.0

2.0

signum 2.0


60x120x2 • 30x120x2 step tile • 60x60x2 • 45x90x2




inspiration stone



soft grey • beige • grey • antracite



grey • 60x60x2 rectified 15 graphics



grey • 60x120x2 rectified 9 graphics



grey • 30x120x2 rectified step tile 9 graphics



grey • 45x90x2 rectified 7 graphics

palette of available colors



indexes of gres tiles


s.grey	• 60x120x2	• 5901503211496
	• 30x120x2 step	• 5902706502961
	• 60x60x2	• 5901503207635
	• 45x90x2	• 5901503221570
beige	• 60x120x2	• 5901503211489
	• 30x120x2 step	• 5902706502947
	• 60x60x2	• 5901503207642
	• 45x90x2	• 5901503221556
grey	• 60x120x2	• 5901503211533
	• 30x120x2 step	• 5902706502954
	• 60x60x2	• 5901503207659
	• 45x90x2	• 5901503221563
antr.	• 60x120x2	• 5901503211748
	• 30x120x2 step	• 5902706502930
	• 60x60x2	• 5901503207666
	• 45x90x2	• 5901503221549

packaging system

format cm	thk	pcs/box	m ² /box	kg/box	pcs/pallet
thickness 1 cm					
20x120	1 cm	5	1,20	26	45
60x60	0,8 cm	5	1,80	30	30
thickness 3 cm					
90x90	3 cm	1	0,81	56	20
45x90	3 cm	1	0,41	28	32
60x60	3 cm	1	0,36	25	40
thickness 2 cm					
90x90	2 cm	1	0,81	35,2	30
60x120	2 cm	1	0,72	32	32
30x120	2 cm	1	0,36	16	50
45x90	2 cm	2	0,81	37	24
60x60	2 cm	2	0,72	31	30

* detailed technical parameters available on page 105

* optional custom accessories available on page 110



collection signum



collection inspired by stone

antracite 60x120

2.0

signum 3.0

45x90x3



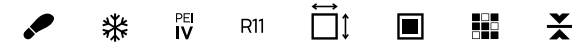
inspiration stone



soft grey • beige • grey • antracite


signum 3.0

45x90x3



soft grey • 45x90x3 rectified 7 graphics

palette of available colors



indexes of gres tiles


soft grey	•	45x90x3	•	5901503210222
beige	•	45x90x3	•	5901503210215
grey	•	45x90x3	•	5901503210239
antr.	•	45x90x3	•	5901503210246

packaging system

format cm	thk	pcs/box	m ² /box	kg/box	pcs/pallet
thickness 1 cm					
20x120	1 cm	5	1,20	26	45
60x60	0,8 cm	5	1,80	30	30
thickness 3 cm					
90x90	3 cm	1	0,81	56	20
45x90	3 cm	1	0,41	28	32
60x60	3 cm	1	0,36	25	40
thickness 2 cm					
90x90	2 cm	1	0,81	35,2	30
60x120	2 cm	1	0,72	32	32
30x120	2 cm	1	0,36	16	50
45x90	2 cm	2	0,81	37	24
60x60	2 cm	2	0,72	31	30

* detailed technical parameters available on **page 105**

* optional custom accessories available on **page 110**



collection signum



collection inspired by stone

soft grey/antracite 45x90

3.0

goliat 2.0

90x90x2 • 60x120x2 • 60x120x1 • 30x120x2 step tile • 60x60x2 • 60x60x0,8



inspiration concrete



white • taupe • soft grey

goliat 2.0

90x90x2 • 60x120x2 • 60x120x1 • 30x120x2 step tile • 60x60x2 • 60x60x0,8



white • 60x60x2/60x60x0,8 rectified 6 graphics



white • 60x120x2/60x120x1 rectified 6 graphics



white • 30x120x2 rectified step tile 7 graphics



white • 90x90x2 rectified 7 graphics

* optional custom accessories available on page 110

palette of available colors



white



taupe



soft grey


indexes of gres tiles

white	• 60x60x2	• 5901503225752
	• 60x60x0,8	• 5901503227367
	• 90x90x2	• 5905427710400
	• 60x120x2	• 5901503225738
	• 60x120x1	• 5901503227428
	• 30x120x2 step	• 5901503227497
taupe	• 60x60x2	• 5901503221167
	• 60x60x0,8	• 5901503227381
	• 60x120x2	• 5905427710530
	• 60x120x1	• 5901503227442
s.grey	• 60x60x2	• 5901503221150
	• 60x60x0,8	• 5901503227404
	• 60x120x2	• 5905427710387
	• 60x120x1	• 5901503227466
	• 30x120x2 step	• 5901503227480

* detailed technical parameters available on page 105

packaging system

format cm	thk	pcs/box	m ² /box	kg/box	pcs/pallet
thickness 1 cm					
20x120	1 cm	5	1,20	26	45
60x60	0,8 cm	5	1,80	30	30
thickness 3 cm					
90x90	3 cm	1	0,81	56	20
45x90	3 cm	1	0,41	28	32
60x60	3 cm	1	0,36	25	40
thickness 2 cm					
90x90	2 cm	1	0,81	35,2	30
60x120	2 cm	1	0,72	32	32
30x120	2 cm	1	0,36	16	50
45x90	2 cm	2	0,81	37	24
60x60	2 cm	2	0,72	31	30



collection goliat



collection inspired by concrete

taupe 60x60

2.0

square 3.0 / 2.0

60x120x2 • 30x120x2 step tile • 60x60x3 • 60x60x2




inspiration stone



grey • antracite

square 3.0/2.0

60x120x2 • 30x120x2 step tile • 60x60x3 • 60x60x2



antracite • 60x60x2 rectified 6 graphics




antracite • 60x120x2 rectified 6 graphics



antracite • 30x120x2 rectified step tile 7 graphics

palette of available colors



grey mat antracite mat

indexes of gres tiles

grey	• 60x60x3	• 5901503212059
	• 60x60x2	• 5901503207680
	• 60x120x2	• 5905427710349
	• 30x120x2 step	• 5901503227503
antr.	• 60x60x3	• 5901503212066
	• 60x60x2	• 5901503207673
	• 60x120x2	• 5905427710325
	• 30x120x2 step	• 5901503227510

* selected colours of the collection are also available in 1 cm thickness

packaging system

format cm	thk.	pcs/box	m ² /box	kg/box	pcs/pallet
thickness 1 cm					
20x120	1 cm	5	1,20	26	45
60x60	0,8 cm	5	1,80	30	30
thickness 3 cm					
90x90	3 cm	1	0,81	56	20
45x90	3 cm	1	0,41	28	32
60x60	3 cm	1	0,36	25	40
thickness 2 cm					
90x90	2 cm	1	0,81	35,2	30
60x120	2 cm	1	0,72	32	32
30x120	2 cm	1	0,36	16	50
45x90	2 cm	2	0,81	37	24
60x60	2 cm	2	0,72	31	30

* detailed technical parameters available on [page 105](#)

* optional custom accessories available on [page 110](#)



collection square



collection inspired by stone

antracite 60x120

3.0

2.0



inspir

03 >>






ations

≡ 3.0
≡ 2.0

arrangement #1	76
arrangement #2	78
arrangement #3	80
arrangement #4	82
arrangement #5	84
arrangement #6	86
arrangement #7	88
arrangement #8	90
arrangement #9	92
arrangement #10	94

≡ 2.0




➤➤ Arrangement #1

signum soft grey 60x120x2



signum antracite 60x120x2



signum 3.0/2.0 collection

Works completed: terrace, sidewalk, driveway




Collections used: signum soft grey, signum antracite 60x120x2

Type of tiles used: sidewalk 2 cm, driveway 3 cm

Laying method: pedestals, on sand

Arrangement #2

2.0



goliat 2.0 collection




goliat white 60x60x2

Works completed: terrace, stairs

Collections used: goliat 60x60x2

Type of tiles used: 2 cm gres tiles

Metoda ukladania: on a permeable substrate



goliat&patio 2.0 collections

Works completed: terrace, sidewalk, driveway

Collections used: goliat 60x60x2, patio 45x90x2

Type of tiles used: stairs - 2 cm, terrace - 2 cm tiles

Laying method: on a permeable substrate



goliat white 60x60x2



patio oak 45x90x2



2.0

Arrangement #3 <<



➤➤ Arrangement #4



signum grey 60x60x2

signum **2.0** collection

Works completed: terrace, sidewalk



Collections used: signum 60x60x2

Type of tiles used: 2 cm gres tiles

Laying method: on a permeable substrate



2.0



➤➤ Arrangement #5



toskania 60x60x2

toskania 2.0 collection

Works completed: terrace, sidewalks, edging, driveway, stairs

Collections used: toskania 60x60x2, nicea 60x60x3


Type of tiles used: 2 cm gres tiles

Laying method: pedestals, on sand




>> Arrangement #6

2.0



signum soft grey 60x60x2




signum **2.0** collection

Works completed: terrace, sidewalk

Collections used: signum 60x60x2

Type of tiles used: 2 cm gres tiles

Laying method: pedestals, on sand



toskania 2.0 collection

Works completed: terrace and edging

Collections used: toskania 60x60x2

Type of tiles used: 2 cm gres tiles

Laying method: on sand



toskania 60x60x2



≡ 2.0

Arrangement #7 <<



➤➤ Arrangement #8



marsylia grey 90x90x2

marsylia 2.0 collection


- Works completed:** sidewalk
- Collections used:** marsylia 90x90x2
- Type of tiles used:** 2 cm gres tiles
- Laying method:** on grass



☰ 2.0

square 2.0 collection

Works completed: terrace, sidewalk
Collections used: square 60x60x3
Type of tiles used: stairs – 2 cm, terrace – 2 cm tiles
Laying method: on sand




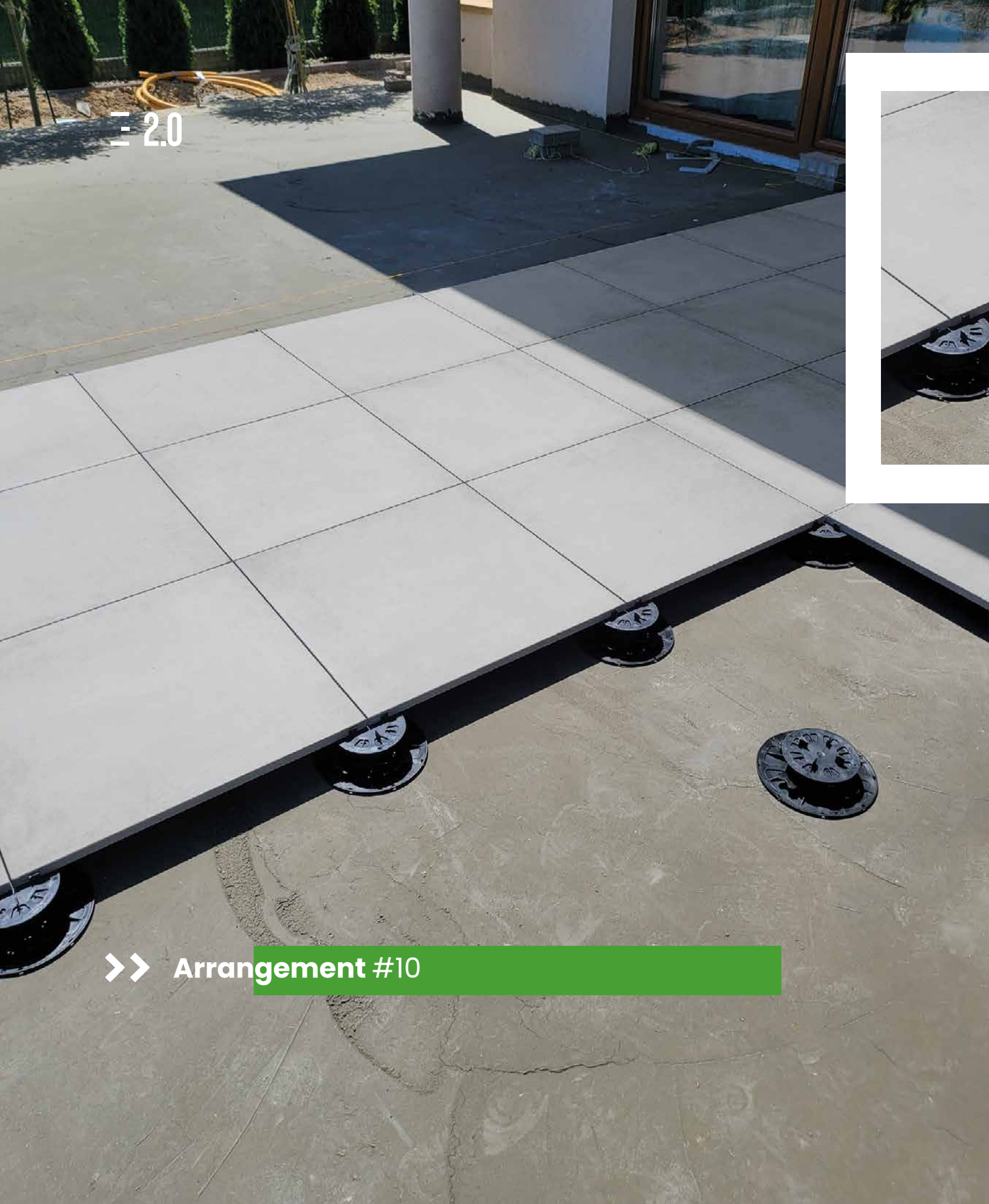


square antracite 60x60x3



Arrangement #9 <<

2.0



➤➤ Arrangement #10



square grey 60x60x2

square 2.0 collection

Works completed: terrace, sidewalk, driveway

Collections used: square 60x60x2

Type of tiles used: 2 cm gres tiles

Laying method: pedestals, on sand



≡ 3.0
≡ 2.0

GOLIAT
GRES

GOLIAT
GRES

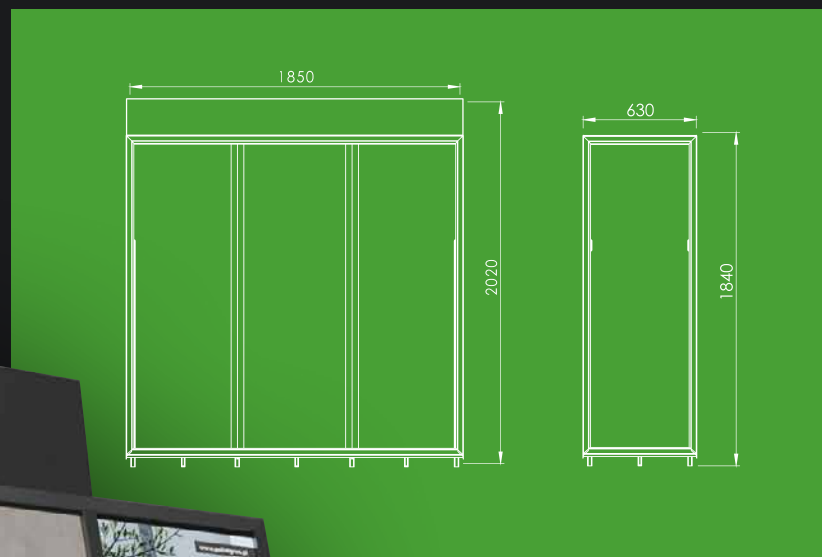
display

04 >>

display zone	97
laying scheme	99
sample box	101

01

>> Tilt 220x185x110 cm



>> Zone with connector (2x tilt + connector) 220x433x110 cm


*the tilts can be connected to each other in a sequence using a connector module

3.0
2.0

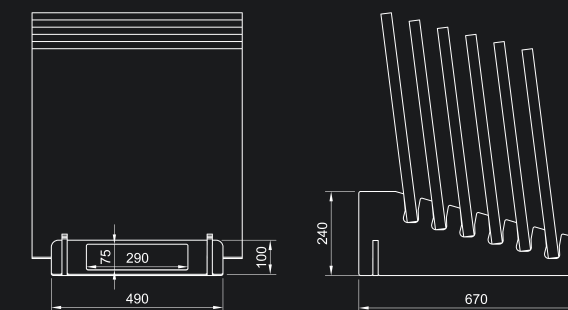


>> Floor stand 24x50x63 cm

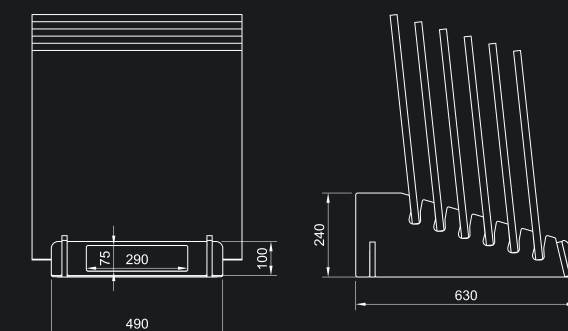
02



3.0



2.0




laying scheme in the zone



01 >> **Combination 1** 60x60x2 / 60x60x3

02 >> **Combination 2** 60x120x2 / 60x60x2

laying scheme in the zone




05 >> **Combination 5** 90x90x2 / 90x90x3
or 45x90x2 / 45x90x3



03 >> **Combination 3** 90x90x2 / 90x90x3

04 >> **Combination 4** 45x90x2 / 45x90x3

+ more



>> Sample box

≡ 3.0

Marsylia, Square, Signum

>> Sample box :

≡ 2.0

Toskania, Marsylia, Square, Goliat

 >> 2 cm or 3 cm **collection sample box**

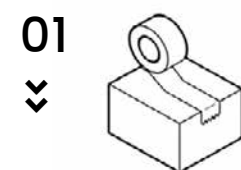
The sample box consists of samples of graphics and colors of all the collections available in Goliat offer. Sample cube format – 10 cm x 10 cm

packaging system

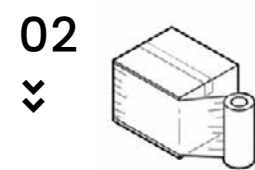
technical parameters

format (cm)	thickness (cm)	pcs/box	m ² /box	kg/box	pcs/pallet	m ² /pallet	kg/pallet*
thickness 3 cm							
90x90	3	1	0,81	56	20	16,2	1120
45x90	3	1	0,40	28	32	12,8	896
60x60	3	1	0,36	25	40	14,4	1000
thickness 2 cm							
60x120	2	1	0,72	32	32	23,04	1024
90x90	2	1	0,81	35,2	30	24,3	1056
30x120 stopnica	2	1	0,36	16	50	18	800
45x90	2	2	0,81	37	24	19,44	888
60x60	2	2	0,72	31	30	21,6	930
thickness 1 cm							
20x120	1	5	1,20	26	45	54	1170
60x60	0,8	5	1,80	30	30	54	900

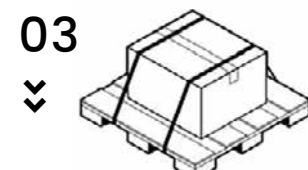
* Net weight (weight of goods without weight of pallet)



01
Goods secured in a cardboard packaging



02
Collective cardboard packaging additionally secured by stretch foil



03
Goods secured for transport on EUR-pallets

Dimension and surface flatness	Method of testing	N ≥ 15 cm	
		Requirements	Average value
Length	EN ISO 10545-2	± 0,6%	± 0,5%
Width		± 0,6%	± 0,5%
Thickness		± 5% / 0,5 mm	± 3% / max 0,5 mm
Deviation from right angle		± 0,5% / 2mm	± 0,05% / max 2 mm
Surface flatness		± 0,5% / 2mm	± 0,2% / max 2 mm

Properties	Method of testing	Requirements	Average value	
Water absorption	EN ISO 10545-3	E ≤ 0,5%	0,1% - 0,2%	
Bending strength	EN ISO 10545-4	for thickness ≥ 7,5 mm - ≥ 1300 N	30 MM	26 000 N
			20 MM	8500 N
Breaking strength	EN ISO 10545-4	≥ 35 N / mm ²	30 MM	48 N / mm ²
			20 MM	43 N / mm ²
PEI abrasion resistance	EN ISO 10545-7	as declared by the manufacturer	IV	
Resistance to thermal shock	EN ISO 10545-9	required	resistant	
Resistance to hairline cracks	EN ISO 10545-11	required	resistant	
Frost resistance	EN ISO 10545-12	required	resistant	
Chemical resistance	EN ISO 10545-13	min. B	A, LA, HA	
Resistance to stains	EN ISO 10545-14	min. 3	5	
Release of lead and cadmium	EN ISO 10545-15	requirements of the Commission Directive	0 0	
Slip resistance	DIN 51130	as declared by the manufacturer	R11	

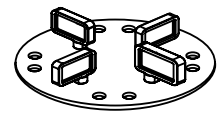
Values according to the standard:
EN 14411:2012

number of graphics

collection name	color	format	# of graphics
thickness 1 cm			
goliat			
goliat	white/taupe/soft grey	60x60x0,8	6
goliat	white/taupe/soft grey	60x120x0,8	6
patio			
patio	grey/oak/ash/black	20x120x1	9
thickness 3 cm			
marsylia			
marsylia	grey/dark grey	90x90x3	5
signum			
signum	soft grey/beige/grey/antracite	45x90x3	7
square			
square	grey/antracite	60x60x3	6
thickness 2 cm			
cortona^{new}			
cortona	silver/taupe/musk/smoke	60x60x2	8
goliat			
goliat	white/taupe/soft grey	60x60x2	6
goliat	white/taupe/soft grey	60x120x2	6

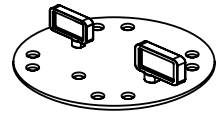
collection name	color	format	# of graphics
goliat	white/taupe/soft grey	30x120x2	7
goliat	white/taupe/soft grey	90x90x2	7
luca^{new}			
luca	cream/beige/almond/peak/grove	60x60x2	8
marsylia			
marsylia	grey/dark grey	90x90x2	5
patio			
patio	grey/oak/ash/black	45x90x2	4
signum			
signum	soft grey/beige/grey/antracite	60x120x2	9
signum	soft grey/beige/grey/antracite	30x120x2	9
signum	soft grey/beige/grey/antracite	60x60x2	15
signum	soft grey/beige/grey/antracite	45x90x2	7
square			
square	grey/antracite	60x120x2	6
square	grey/antracite	30x120x2	7
square	grey/antracite	60x60x2	6
toskania			
toskania	toskania	60x120x2	3
toskania	toskania	30x120x2	7
toskania	toskania	60x60x2	6

Installation on pedestals - pedestal diagram



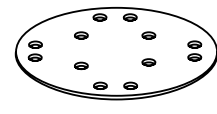
corner spacer

for supporting corner surfaces of gres tiles



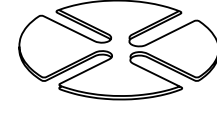
side spacer

for supporting the side surfaces of gres tiles



center spacer

to support the center of gres tiles

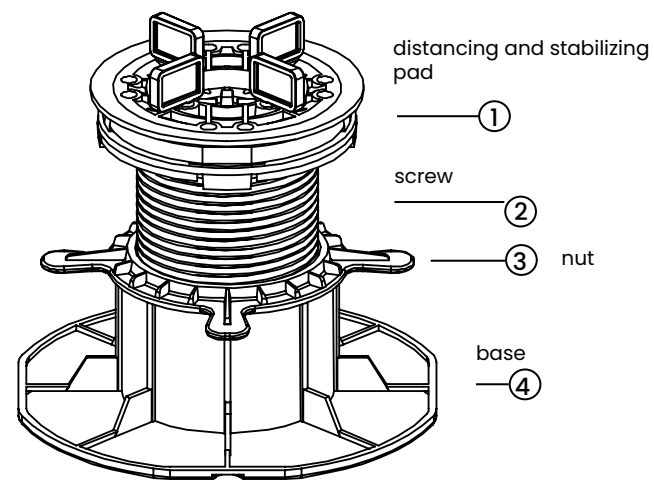
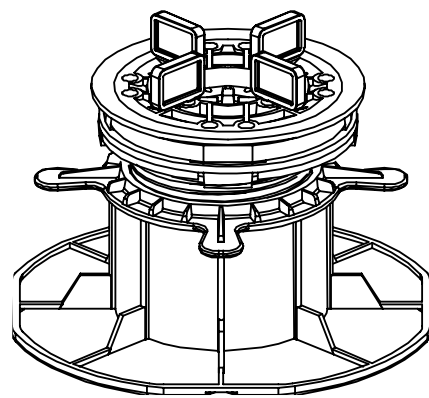


rubber pad

mounted on top of the pedestal

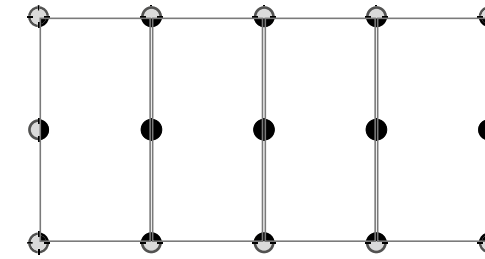
pedestal construction diagram

pedestal - starting position



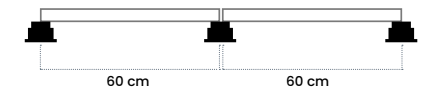
Installation on pedestals - laying diagram

top view of the system

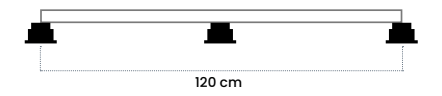


60x120 format

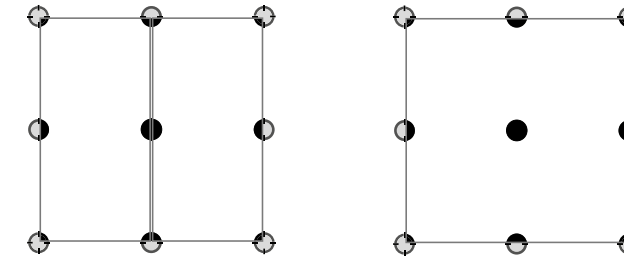
front view of the system



side view of the system



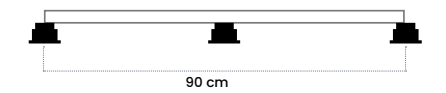
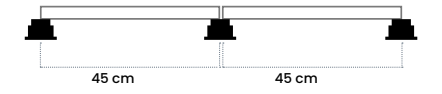
top view of the system



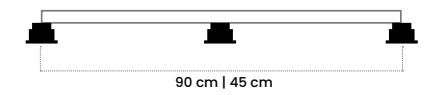
45x90 format

90x90 format

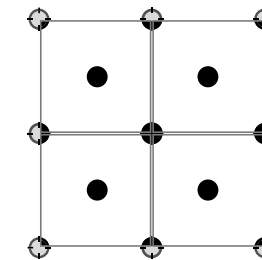
front view of the system



side view of the system

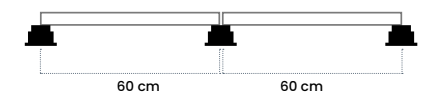


top view of the system

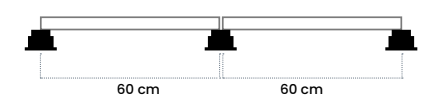


60x60 format

front view of the system



side view of the system



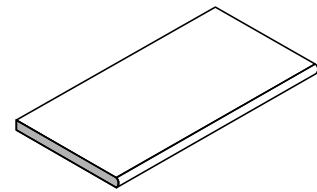
WARNING

We recommend using 5 pedestals when laying, one at each corner and one in the middle of the gres tile.

When installing 3 cm or 2 cm thick gres tiles as a terrace system with raised pedestals the tile may crack. Therefore, the manufacturer recommends to check the specific application before installation. Under certain conditions, 3 cm or 2 cm gres tiles should be further reinforced with a layer of fiber mesh or galvanized metal sheet. Failure to follow these instructions may lead to misuse of the product or cause serious injury.

optional accessories

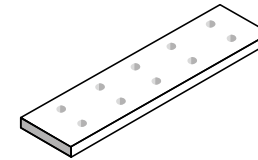
In addition to the core offering, the **Goliat brand** offers custom products available on special order.



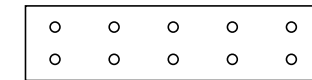
Swimming pool edge tile - 3D view



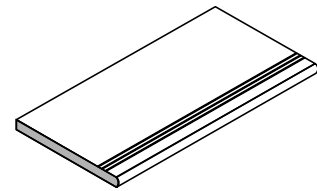
Swimming pool edge tile - top view



Drainage tile - 3D view



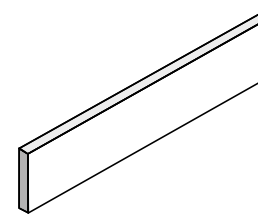
Drainage tile - top view



Step tile with a groove - 3D view



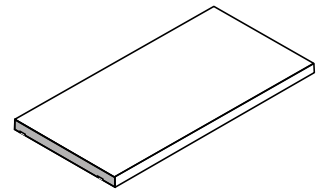
Step tile with a groove - top view




Skirting - 3D view



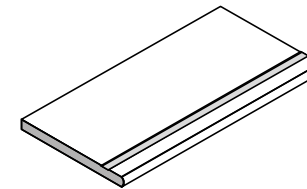
Skirting - top view




Cover tile with a groove - 3D view



Cover tile with a groove - top view



Swimming pool edge tile with a groove - 3D view



Swimming pool edge tile with a groove - top view


Collection name and thickness

marsylia 3.0/2.0

90x90x3 • 90x90x2

Collection formats



Collection visualization











inspiracja **beton**

Collection inspiration

Collection colors

  grey • dark grey

55

-  płyta podłogowa
-  mrozoodporność
-  R11
-  ścieralność PEI IV
-  mat
-  rektyfikacja
-  tonalność
-  płyta 2 lub 3 cm

Thickness of gres tiles

Collection name

marsylia 3.0/2.0

90x90x2 • 90x90x2

- 
- 
- 
- 
- 
- 
- 
- 
- 

Pictograms

Samples of other colors



paleta dostępnych kolorów



indeksy płyt gresowych



grey	•	90x90x3	•	59050328976
		90x90x2	•	590542770301
dark gr.	•	90x90x3	•	59050328990
		90x90x2	•	590542770288

Samples of graphics in the selected color



grey • 90x90x2 rek. 5 gratki

Redirection to technical information

-  * szczegółowe parametry techniczne dostępne na str. 105
-  * opcjonalne dodatki na zamówienie dostępne na str. 110

Tiles packaging system

56

system pakowania

format cm	grubość	szt/opak	m ² /opak	kg/opak	szt/paleta
grubość 1 cm					
20x20	1 cm	5	20	26	45
60x60	0,8 cm	5	80	30	30
grubość 3 cm					
90x90	3 cm	1	81	56	50
45x90	3 cm	1	81	28	52
90x90	3 cm	1	81	26	49
grubość 2 cm					
90x90	2 cm	1	81	32	30
60x60	2 cm	1	72	32	32
30x20	2 cm	1	30	10	50
45x90	2 cm	2	81	37	24
60x60	2 cm	2	72	31	30



Collection name

Name of the collection used in the arrangement

format index


alphabetical index

collection	60x120x2	30x120x2	90x90x3	90x90x2	45x90x3	45x90x2	60x60x3	60x60x2
cortona ^{new}								38
goliat	66	66		66				66
luca ^{new}			34					42
marsylia			54	54				
patio					46			
signum	58	58			62	58		58
square	70	70					70	70
toskania	50	50						50

collection	60x120x1	20x120x1	60x60x0,8
goliat	66		66
patio		46	
toskania	50		50

cortona ^{new}	38
goliat	66
luca ^{new}	42
marsylia	54
patio	46
signum 2.0	58
signum 3.0	62
square	70
toskania	50

ALL **GOLIAT 3.0 AND 2.0**
COLLECTIONS CAN BE FOUND IN
GARDENPHILIA DESIGNER



POLISH MARKET LEADER
IN PROFESSIONAL SOFTWARE
FOR DESIGNING AND VISUALIZING
GARDENS AND GREEN AREAS





Without the explicit written consent of the Distributor, no part of this catalog may be copied in any form, including digital devices and information retrieval systems, and warehouse systems. Alterations and modifications of the products, technical specifications, and the catalog itself are prohibited. The color of the products may differ from those shown in the pictures due to limitations in the printing process.